

CONGRATULATIONS ON YOUR PURCHASE
OF A SONICPEDAL DESTROYER!

THIS MANUAL DETAILS THE FUNCTIONALITY,
SPECIFICATIONS AND OPERATION OF ALL THREE
MODELS OF THE DESTROYER LINE: MODELS A,
B, AND C.

ALTHOUGH THE DESTROYER IS SIMPLE TO
SETUP AND USE, SPEND A FEW MOMENTS WITH
THIS MANUAL TO FAMILIARIZE YOURSELF WITH
THE FEATURES AND CONTROLS.

LIMITED WARRANTY INFO

SONICPEDAL GOES TO GREAT LENGTHS TO MANUFACTURE THEIR
PRODUCTS WITH QUALITY AND PRIDE. IN THE UNLIKELY EVENT
THAT YOUR DESTROYER IS DAMAGED OR MALFUNCTIONING DUE TO
WORKMANSHIP OR COMPONENT ERRORS, PLEASE CONTACT US AT
THE PHONE NUMBER OR E-MAIL ADDRESS LISTED ON THE BACK OF
THIS MANUAL FOR INSTRUCTIONS ON RETURNING THE UNIT FOR
REPAIR. IF WE DETERMINE THAT THE UNIT QUALIFIES FOR
WARRANTY REPAIR WE WILL PERFORM THE REPAIRS (UP TO AND
INCLUDING REPLACING THE UNIT) AND RETURN THE UNIT FREE OF
CHARGE. STANDARD SHOP RATES APPLY OTHERWISE.

THIS WARRANTY IS VALID FOR 1 YEAR AFTER THE PURCHASE OF
THE UNIT. REGISTER YOUR DESTROYER FOR WARRANTY COVERAGE
AT:

WWW.SONICPEDAL.COM/WARRANTY



340 WESTERN RD. #14

RENO, NV 89506 USA

TEL: 775.856.9911

WWW.SONICPEDAL.COM

SONICPEDAL@SONICPEDAL.COM



Destroyer

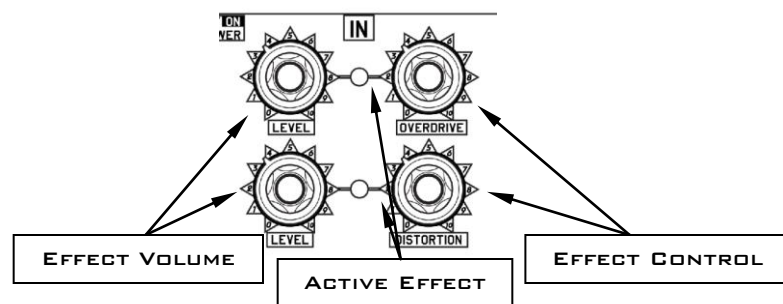
OVERDRIVE/DISTORTION

PEDAL



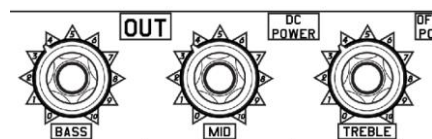
USER MANUAL

INPUT CONDITIONING




ABOVE ARE THE MODEL C INPUT KNOBS. THE TOP ROW KNOBS (LEVEL/OVERDRIVE) ARE FOUND ON THE MODEL A OVERDRIVE UNIT AND THE BOTTOM ROW KNOBS (LEVEL/DISTORTION) ARE FOUND ON THE MODEL B DISTORTION UNIT. THE LEDs (YELLOW FOR OVERDRIVE AND RED FOR DISTORTION) ARE FOUND ONLY ON THE MODEL C COMBO UNIT.

3-BAND EQ



THE 3-BAND EQ IS PICTURED ABOVE. THESE 3 KNOBS ARE FOUND ON ALL DESTROYER MODELS.

FILTER SHAPING



THE FREQUENCY AND DEPTH KNOBS ARE ONLY FOUND ON THE MODEL C UNIT. THEY ALLOW FOR UNIQUE FILTER TONES IN CONJUNCTION WITH THE 3-BAND EQ. THE FREQUENCY KNOB ADJUSTS THE FILTER CENTER FREQUENCY UP AND DOWN WHILE THE DEPTH KNOB ADJUSTS THE FILTER Q.

SWITCHING



THE BYPASS SWITCH IS A TRUE WIRE BYPASS SWITCH AND IS FOUND ON ALL MODELS. THE IN LED WILL ILLUMINATE WHEN THE EFFECT IS ACTIVE. THE CLIPPING SWITCH IS ONLY FOUND ON THE MODEL C UNIT AND SWITCHES BETWEEN THE OVERDRIVE AND DISTORTION FUNCTIONS. THE YELLOW LED INDICATES THAT THE OVERDRIVE IS ACTIVE; THE RED LED INDICATES THAT THE DISTORTION IS ACTIVE.

SPECIFICATIONS

MECHANICAL

- 6.6" x 4.3" x 2.4" (L x W x H)
- 18 GA STEEL ENCLOSURE
- 1.2 LBS. (0.5KG)
- IN/OUT JACKS: 1/4" PHONE, MONO

ELECTRICAL

- BATTERY ELIMINATOR: 12VDC@0.1A
- POWER JACK: 2.1MM, CENTER POSITIVE
- 9VDC BATTERY COMPARTMENT
- 0.1W POWER CONSUMPTION

FUNCTIONAL

- TRUE WIRE BYPASS SWITCH
- EFFECT IN LED
- SEPARATE POWER SWITCH
- PLUGGING IN BATTERY ELIMINATOR DISCONNECTS BATTERY
- MAGNETIC LATCH ON BATTERY COMPARTMENT

SONICPEDAL BLENDS CLASSIC DESIGN WITH MODERN ELECTRONICS TO PRODUCE AN EXCITING NEW GENERATION OF GUITAR EFFECTS PEDALS!

DESTROYERS ARE 100% SOLID-STATE ANALOG DESIGN (NO TUBES, NO MICROPROCESSORS).